

TTL

THROUGH THE LENS THE MONTHLY NEWSLETTER of ISLAND PHOTO GROUP

Dedicated To Excellence In Photography


Volume I No. X

<http://www.islandphotogroup.org>

June 2004

CREATIVE FILTRATION ~ THREE FILTER TRIPLE EXPOSURE ~

by Hank Meier



The ultimate in creative filtration, speaking from the viewpoint of really mind-blowing colors that explode out of a picture like a psychedelic rainbow, can be achieved by shooting a moving or changing scene through a red filter, a green filter, and a blue filter. You can do this by shooting a triple exposure.

You will need a steady tripod, a camera that allows you to make multiple exposures without moving the film, and three color filters: a No. 25 (red), a No. 38A (blue), and a No. 61 (green).

Swirling water, crashing waves, clouds that march across the sky all lend themselves to three filter photography. At night, shoot anything that has lights and movement: parkways, amusement parks, etc.

Water is perhaps the most photographed effect, since there is such a variety of movement. Water breaks and crashes and booms and sprays, and each movement produces its own spectacular color. It can become a delicate tracery of pastel shades in a waterfall or can resemble molten lava as it breaks across rocks.

Basically, the three filters cancel one another out. Objects that do not move between exposures are photographed normally, while moving objects pick up wild variations of color. Where the colors overlap you will get cyan, magenta, and yellow.

It is best to bracket your shots when you start out with this technique, but a valid starting point is to set your ISO to two stops higher than the film speed you are using.

For example, set ISO 100 film to 400 (two stops higher). This technique is guaranteed to open up a new world of color that you may never have imagined existed.

Note: I think there is only one digital camera that is capable of multiple exposures. That camera is the new Pentax DSLR, Model "ist".

What's New

IPG Program - Art Inselsberger	June	7
Long Island Photoshop Meeting	June	9
PFLI - Leonard Victor Competition	June	11
IPG Meeting - IPG Election & Night Field Trip	June	14
IPG Critique Night	June	21

Quick Tips for June




Sunny 16 Rule

What is the "Sunny 16" rule? General exposure for a sunny day is 1/(film speed) for the shutter speed and an aperture of f/16. If you are photographing outside on a sunny day using 100 speed film the exposure would be 1/125 of a second to have the scene captured as you generally perceive it.

Always keep in mind the proper exposure rule. The sunny 16 rule can help you check your camera's exposure meter by setting the aperture to f/16 and shutter speed to the sunny 16 rule. Meter a good blue sky. This reading should agree with the sunny 16 setting.

Proper Exposure

Is there such a thing? Yes and No. There is proper exposure for the image you want capture. The same scene has multiple "proper exposures." Imagine I have my camera on the tripod and I look through it and see a lake surrounded by high mountains. There is one "proper exposure" to silhouette the mountain outline and sun but the lake with the surrounding trees will be underexposed. There is another "proper exposure" for the lake and trees, but the sun will come out overexposed. Without moving the tripod, I decided these two "proper exposures" were exactly what I need to capture the image on film. If you are in a once in a lifetime situation, or place, use bracketing to take an exposure above and below the selected exposure. As with any operation you should learn how to bracket before you really need it.



ISLAND PHOTO GROUP

Dedicated To PHOTOGRAPHIC EXCELLENCE

Ellsworth Allen Park
101 Motor Avenue
Farmingdale, NY 11735-4030

President • **Charlie Bowman**
(516) 735-7126
president@islandphotogroup.org

Secretary • **Phyllis Karikas**
(516) 796-5556
secretary@islandphotogroup.org

Treasurer • **Hank Meier**
(516) 822-1565
treasurer@islandphotogroup.org

Publicity • **Glenn DeBona**
(516) 249-3513
publicity@islandphotogroup.org

Newsletter • **Jeffrey Blye**
(516) 292-0478
editor@islandphotogroup.org

PFLI • **Sherman Paur**
(516) 333-7623
pflirep@islandphotogroup.org

Program/Workshops • **Howard Rosenberg**
(516) 249-7758
programs@islandphotogroup.org

Membership • **Jo Edmundson**
(516) 735-7144
membership@islandphotogroup.org

Webmasters • **Roy & Alan Linker**
(516) 223-1761
webmaster@islandphotogroup.org

IPG Information

Meetings

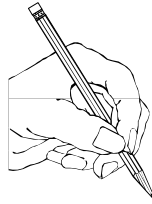
IPG meetings will be held from 7:30 - 10:00 PM on the 1st, 2nd, and 3rd Mondays of each month, except for holidays, at our meeting room located at:

Ellsworth Allen Park
101 Motor Avenue
Farmingdale, NY 11735

Critique Nights will be held the 3rd Monday of every month

All IPG members can submit 2 photos in each of the following categories:

Color Prints, B&W Prints and Slides



President's Message

Since this is the last issue of the TTL before we resume publication in September, I wanted to take the opportunity to share some thoughts on IPG's first year.

First of all, the way we have grown and developed is way beyond my expectations, and I think the reason for that is the fact that we all worked selfishly and together to make it happen. I'm sure that trend will continue in the coming year.

Secondly, even though I personally am not "PFLI score conscious", I am extremely proud of our showing at the PFLI competitions. I am sure that we stand a very good chance that one of us, if not more, will walk away with a Leonard Victor Award.

I want to thank the members of the Executive Board for their input and help throughout the year, and I welcome Lee and LouiseAnn as members of the Board for the coming year. I hope to see most of you at the July and August meetings, and wish you all a good summer. Go out and shoot some photos.

Regards,
Charlie




Island Photo Group Big Winner at May 2004 PFLI Competition

Congratulations to Lee Cooper and Phyllis Karikas on their excellent showing at the May 2004 PFLI Competition. Great Job!



Lee Cooper - White Camellia - 27 points



Phyllis Karikas - Three Sisters - 26 points